



Continen... (1) ▾

Region ▾

Channel ▾

Device ▾

r 1, 2022 - 30, 2022 ▾

Users
35,808

Sessions
41,527

Bounce Rate
79.23%

Goal Completions
2,468

Avg. Time on Page
00:02:03

MONTHLY REVENUE = \$1,137,619

GOOGLE ADS COST: \$51,058 = 571 LEADS

SOCIAL MEDIA ADS COST: \$29,812 = 731 LEADS

ORGANIC LEADS COST (SEO): \$0* = 695 LEADS

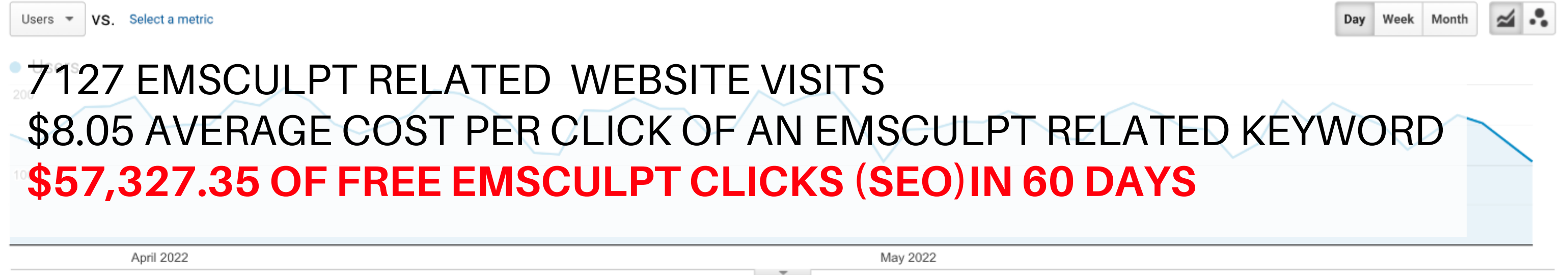
AVG. REVENUE GENERATED PER LEAD = \$455

\$316,225 IN REVENUE GENERATED FROM SEO = 695 LEADS X \$455

Source / Medium	Acquisition			Behavior			Conversions		
	Sessions	Users	New Users	Bounce Rate	Pages / Session	Avg. Session Duration	Goal Conversion Rate	Goal Completions	Goal Value
	41.5K	35.8K	35.5K	79.2%	1.3	42	5.9%	2.5K	No data
google / organic	20,286	17,602	17,378	81.87%	1.31	00:00:45	3.43%	695	\$0
facebook / cpc	8,658	8,142	7,856	84.05%	1.23	00:00:19	8.44%	731	\$0
google / cpc	6,083	5,192	5,006	80.09%	1.3	00:00:39	9.39%	571	\$0
(direct) / (none)	3,418	2,651	2,568	63.19%	1.61	00:01:07	6.2%	212	\$0

*** FREE SEO TRAFFIC COMES FROM HIGH RANKINGS IN THE SEARCH ENGINES WHICH REQUIRES AN INVESTMENT IN CONTENT, SEO STRATEGY AND EXPERIENCED MANAGEMENT**

- Home
- Customization
- REPORTS
- Realtime
- Audience
- Acquisition
- Overview
- All Traffic
- Channels**
- Treemaps
- Source/Medium
- Referrals
- Google Ads
- Search Console
- Social
- Campaigns
- Behavior
- Conversions
- Attribution BETA
- Discover
- Admin



Primary Dimension: [Keyword](#) [Source](#) [Landing Page](#) [Other](#)

Plot Rows Secondary dimension Sort Type: Default

<input type="checkbox"/> Landing Page	Users	Users	Contribution to total: Users
	8,997 % of Total: 81.70% (11,012)	8,997 % of Total: 81.70% (11,012)	
<input type="checkbox"/> 1. /emsculpt-vs-coolsculpting/	1,846	19.83%	
<input type="checkbox"/> 2. /emsculpt-cost/	1,579	16.97%	
<input type="checkbox"/> 3. /thighs-emsculpt-neo/	917	9.85%	
<input type="checkbox"/> 4. /emsculpt-for-diastrasis-recti-ii/	882	9.48%	
<input type="checkbox"/> 5. /emsculpt-neo-before-and-after/	643	6.91%	
<input type="checkbox"/> 6. /	420	4.51%	
<input type="checkbox"/> 7. /emsculpt-neo-arms/	393	4.22%	
<input type="checkbox"/> 8. /coolsculpting-before-and-after/	383	4.12%	
<input type="checkbox"/> 9. /cooltone-vs-emsculpt/	285	3.06%	
<input type="checkbox"/> 10. /emsculpt-neo-cost/	199	2.14%	

- Home
- Customization
- REPORTS
- Realtime
- Audience
- Acquisition
- Overview
- All Traffic
- Channels
- Treemaps
- Source/Medium
- Referrals
- Google Ads
- Search Console
- Social
- Campaigns
- Behavior
- Conversions
- Attribution BETA
- Discover
- Admin

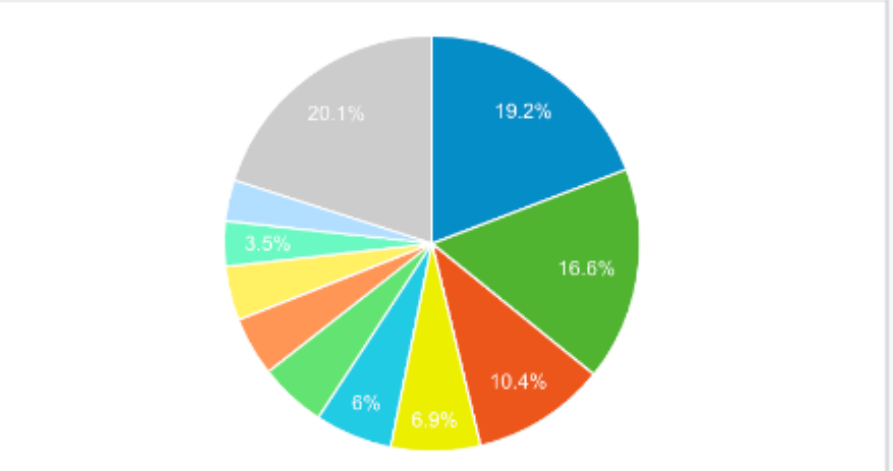


Primary Dimension: Keyword Source Landing Page Other

Plot Rows Secondary dimension Sort Type: Default

Landing Page	Users	Users	Contribution to total: Users
	18,481 % of Total: 77.92% (23,719)	18,481 % of Total: 77.92% (23,719)	

1. /how-long-does-coolsculpting-last/	3,636	19.20%
2. /how-to-lose-belly-fat/	3,148	16.62%
3. /	1,974	10.42%
4. /does-coolsculpting-tighten-skin/	1,314	6.94%
5. /body-sculpting/	1,140	6.02%
6. /coolsculpting-vs-sculpsure/	987	5.21%
7. /coolsculpting-thighs/	870	4.59%
8. /cooltone-before-and-after/	796	4.20%
9. /coolsculpting-for-men/	667	3.52%
10. /coolsculpting-chin-fat/	604	3.19%
11. /stubborn-fat/	562	2.97%
12. /coolsculpting-before-and-after/	388	2.05%
13. /coolsculpting/	304	1.61%
14. /coolsculpting-love-handles/	280	1.48%



NEW SEO CLIENT: 295 MONTHLY EMSculPT RELATED WEBSITE VISITS
\$8.05 AVERAGE COST PER CLICK OF AN EMSculPT RELATED KEYWORD
\$2,374.75 OF FREE EMSculPT CLICKS (SEO) IN 30 DAYS

Variables

Exploration Name: Landing Pages

Custom
Apr 30 - May 29, 2022

SEGMENTS +
None

DIMENSIONS +
Landing page

METRICS +

- Entrances
- Views
- Views per user
- First visits
- Engaged sessions
- Engaged sessions ...
- Sessions

VISUALIZATION

Free form

SEGMENT COMPARISONS
Drop or select segment

ROWS
Landing page
Drop or select dimension

Start row 1
Show rows 25
Nested rows No

COLUMNS
Drop or select dimension

Start column group 1
Show column 5

Rank	URL	Views	Engaged sessions	Engaged sessions %
1	/	433	2,084	100.0% of total
2	/weight-loss/	131	484	100.0% of total
3	/book-now/	118	486	100.0% of total
4	/emsculpt-neo/?keyword=emsculpt	111	356	100.0% of total
5	/metabolism-testing/	105	348	100.0% of total
6	/weight-loss-program/	92	254	100.0% of total
7	/before-afters/?keyword=emsculpt	50	162	100.0% of total
8	/emsculpt-neo/	42	120	100.0% of total
9	/clinicians/	24	56	100.0% of total
10	/emsculpt-neo/?keyword=body%20contouring	23	68	100.0% of total
11	/emsculpt-neo/?keyword=emsculpt%20neo	23	81	100.0% of total
12	/before-afters/	19	43	100.0% of total
13	/emsculpt-neo/?keyword=body%20sculpting%20near%20me	15	52	100.0% of total
14	/emsculpt-neo/?keyword=emsculpt%20near%20me	14	48	100.0% of total
15	/before-afters/?keyword=emsculpt%20neo	11	48	100.0% of total
16	/medical-gym/	9	42	100.0% of total
17	/emsculpt-neo-for-arms/	8	22	100.0% of total

Engaged sessions

1,580
100.0% of total

- Home
- Customization
- REPORTS
- Realtime
- Audience
- Acquisition
- Overview
- All Traffic
- Channels
- Treemaps
- Source/Medium
- Referrals
- Google Ads
- Search Console
- Social
- Campaigns
- Behavior
- Conversions
- Attribution BETA
- Discover
- Admin



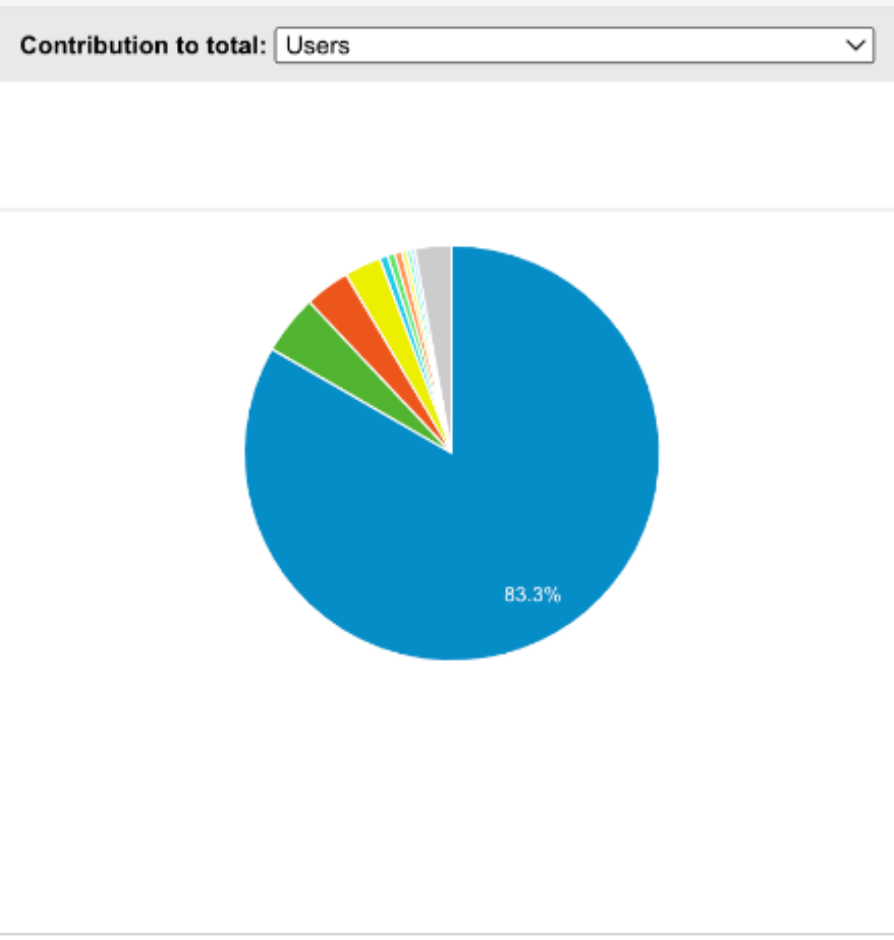
HIGHEST RANKING PROVIDER IN THE NATION FOR MALE ENHANCEMENT (PENUMA) KEYWORDS VALUE = \$160,000 + IN MONTHLY REVENUE

Primary Dimension: [Keyword](#) [Source](#) [Landing Page](#) [Other](#)

Plot Rows Secondary dimension Sort Type: Default

advanced [Grid] [Refresh] [Filter] [Export] [Print]

<input type="checkbox"/>	Landing Page	Users	Users	Contribution to total: Users
		1,242 % of Total: 68.24% (1,820)	1,242 % of Total: 68.24% (1,820)	
<input type="checkbox"/>	1. /penuma-before-and-after/	1,046	83.35%	
<input type="checkbox"/>	2. /penuma-penis-implant/	58	4.62%	
<input type="checkbox"/>	3. /	44	3.51%	
<input type="checkbox"/>	4. /morpheus-8-before-and-after/	36	2.87%	
<input type="checkbox"/>	5. /microneedling-before-and-after/	8	0.64%	
<input type="checkbox"/>	6. /liposuction-before-and-after/	7	0.56%	
<input type="checkbox"/>	7. /morpheus-8-cost/	7	0.56%	
<input type="checkbox"/>	8. /rf-microneedling-morpheus-8/	5	0.40%	
<input type="checkbox"/>	9. /penuma-near-me/	4	0.32%	
<input type="checkbox"/>	10. /total-body-transformation/	4	0.32%	

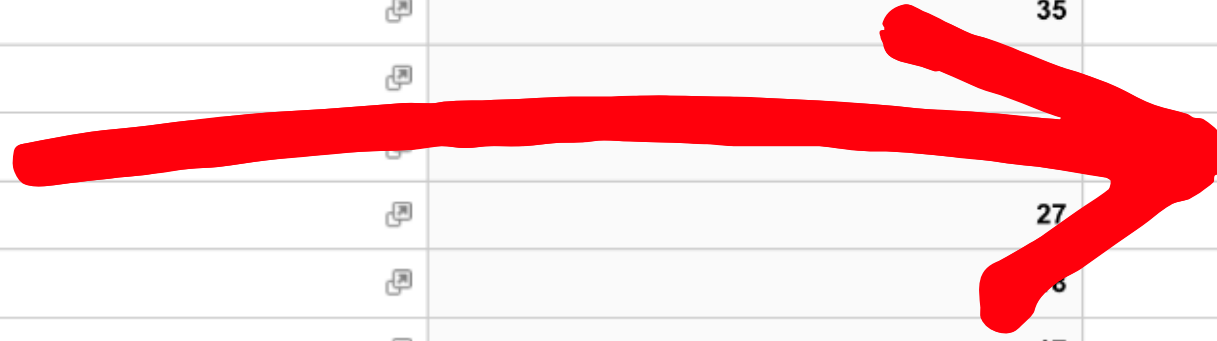


- Home
- Customization
- REPORTS
- Realtime
- Audience
- Acquisition
 - Overview
 - All Traffic
 - Channels
 - Treemaps
 - Source/Medium
 - Referrals
 - Google Ads
 - Search Console
 - Social
 - Campaigns
- Behavior
- Conversions
- Attribution BETA
- Discover
- Admin



OVER \$8500 WORTH OF FREE MONTHLY FILLER, BODY CONTOURING, RF MICRONEEDLING FACIALS, AND BOTOX WEBSITE VISITORS

Rank	URL	Users	% of Total
1.	/	1,213	54.11% (5,356)
2.	/coolsculpting-vs-sculpsure/	547	23.1%
3.	/stubborn-fat/	210	9.1%
4.	/juvederm-before-and-after/	182	7.9%
5.	/laser-facial-before-and-after/	178	7.8%
6.	/sculpsure-before-and-after/	149	6.5%
7.	/rf-microneedling/	137	6.0%
8.	/meet-us/	59	2.6%
9.	/facial-therapies/	45	1.9%
10.	/bbl-photofacial/	38	1.6%
11.	/sculpsure-near-me/	35	1.5%
12.	/contact-us/	27	1.1%
13.	/botox-before-and-after/	18	0.8%
14.	/massage-therapies/	17	0.7%
15.	/specials/	17	0.7%
16.	/experiences/	11	0.4%
17.	/botox/	11	0.35%



2. /coolsculpting-vs-sculpsure/
3. /stubborn-fat/
4. /juvederm-before-and-after/
5. /laser-facial-before-and-after/
6. /sculpsure-before-and-after/
7. /rf-microneedling/
8. /meet-us/
9. /facial-therapies/
10. /bbl-photofacial/
11. /sculpsure-near-me/
12. /contact-us/
13. /botox-before-and-after/
14. /massage-therapies/
15. /specials/
16. /experiences/
17. /botox/

- Home
- Customization
- REPORTS
- Realtime
- Audience
- Acquisition
 - Overview
 - All Traffic
 - Channels
 - Treemaps
 - Source/Medium
 - Referrals
 - Google Ads
 - Search Console
 - Social
 - Campaigns
- Behavior
- Conversions
- Attribution BETA
- Discover
- Admin

OVER \$7500 WORTH OF FREE BODY CONTOURING, MICRONEEDLING BOTOX, AND LHR WEBSITE VISITORS

	1. /	2. /	3. /	4. /	5. /	6. /	7. /	8. /	9. /	10. /	11. /	12. /	13. /	14. /	15. /	16. /	17. /
		476 (17.60%)	192 (7.10%)	161 (5.95%)	124 (4.59%)	114 (4.22%)	107 (3.96%)	96 (3.55%)	87 (3.22%)	58 (2.14%)	55 (2.03%)	53 (1.96%)	53 (1.96%)	40 (1.48%)	35 (1.29%)	27 (1.00%)	

Behavior	Conversions
2,872 total: 49.18% (5,840)	76 Avg 68.46%
/coolsculpting-vs-sono-bello-coolsculpting-vs-liposuction/	476
/the-dos-and-donts-of-microneedling-prp/	192
/how-do-you-lighten-brown-spots-on-your-face/	161
/is-prp-better-than-botox-pairing-botox-with-prp/	124
/rounder-hips-with-sculptra/	114
/why-am-i-suddenly-getting-stretch-marks/	107
/how-to-avoid-stretch-marks-from-weight-lifting/	96
/the-difference-between-red-and-white-stretch-mark/	87
/is-laser-hair-removal-painful-on-different-body-parts/	78
/can-i-exercise-after-sculptra-butt-lift/	58
/can-i-tan-after-laser-hair-removal/	55
/botox-for-brow-lift/	53
/can-botox-lift-jowls/	53
/differences-freckles-sunspots/	40
/services/stretch-marks-reduction/stretch-mark-back-before-after/	35

