

**Monthly Account
Performance Report
1 Mar 2021 — 31 Mar 2021**

Skin Suite Rx Medical Spa -

618-759-7813

Key Performance Indicators (KPIs)

Cost

\$1,361

↑ ∞

Conv

9

↑ ∞

Conv Rate

3.96%

↑ ∞

Cost / Conv

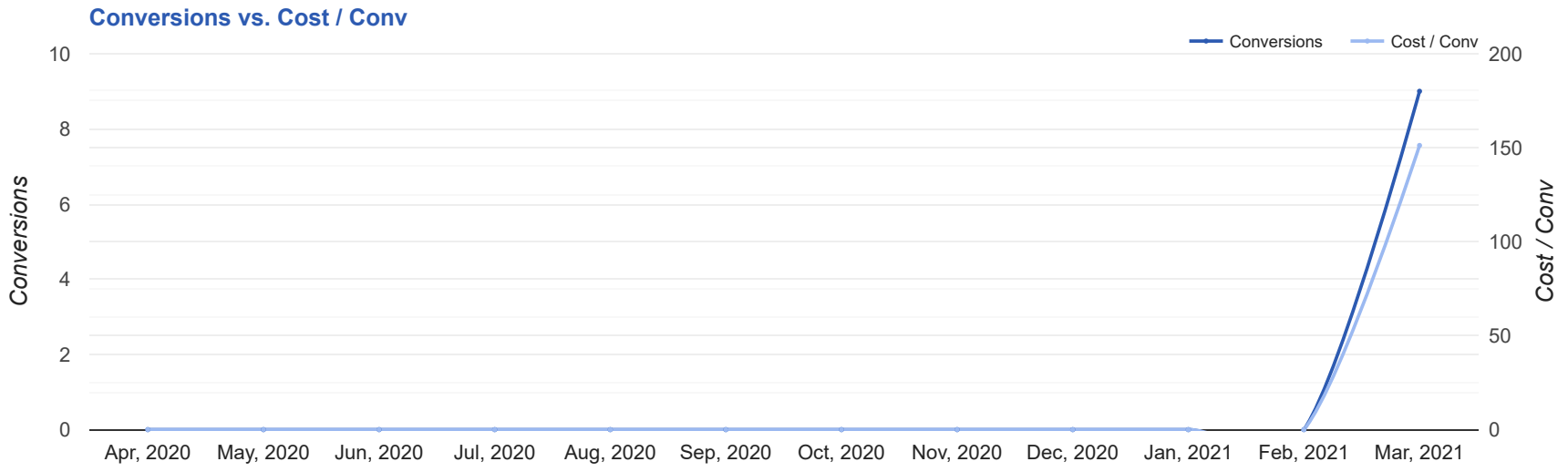
\$151.17

↑ ∞

Performance Comparison - Month-over-Month

	IMPR	CLICKS	COST	AVG CPC	CTR	AVG POS	CONV	CONV RATE	COST / CONV	SEARCH IMPR SHARE
1 Feb 2021 — 28 Feb 2021	0	0	\$0.00	\$0.00	0%	-	0	0%	\$0.00	0%
1 Mar 2021 — 31 Mar 2021	4,910	227	\$1,360.56	\$5.99	4.62%	-	9	3.96%	\$151.17	21.35%
Change	4,910 ↑ ∞%	227 ↑ ∞%	\$1,360.56 ↑ ∞%	\$5.99 ↑ ∞%	4.62% ↑ ∞%	0 ↔ -	9 ↑ ∞%	3.96% ↑ ∞%	\$151.17 ↑ ∞%	21.35% ↑ ∞%

Performance by Month - 1 Apr 2020 — 31 Mar 2021



MONTH	IMPR	CLICKS	COST	AVG CPC	CTR	AVG POS	CONV	CONV RATE	COST / CONV	SEARCH
										IMPR SHARE
Mar '21	4,910	227	\$1,360.56	\$5.99	4.62%	-	9	3.96%	\$151.17	21.35%
Total	4,910	227	\$1,360.56	\$5.99	4.62%	-	9	3.96%	\$151.17	21.35%

Campaign Summary - 1 Mar 2021 — 31 Mar 2021

CAMPAIGN	IMPR	CLICKS	COST	AVG CPC	CTR	AVG POS	CONV	CONV RATE	COST / CONV	SEARCH IMPR SHARE
search beta coolsculpting	4,910	227	\$1,360.56	\$5.99	4.62%	-	9	3.96%	\$151.17	21.35%

Top Performing Ads - 1 Mar 2021 — 31 Mar 2021

Top Text Ads

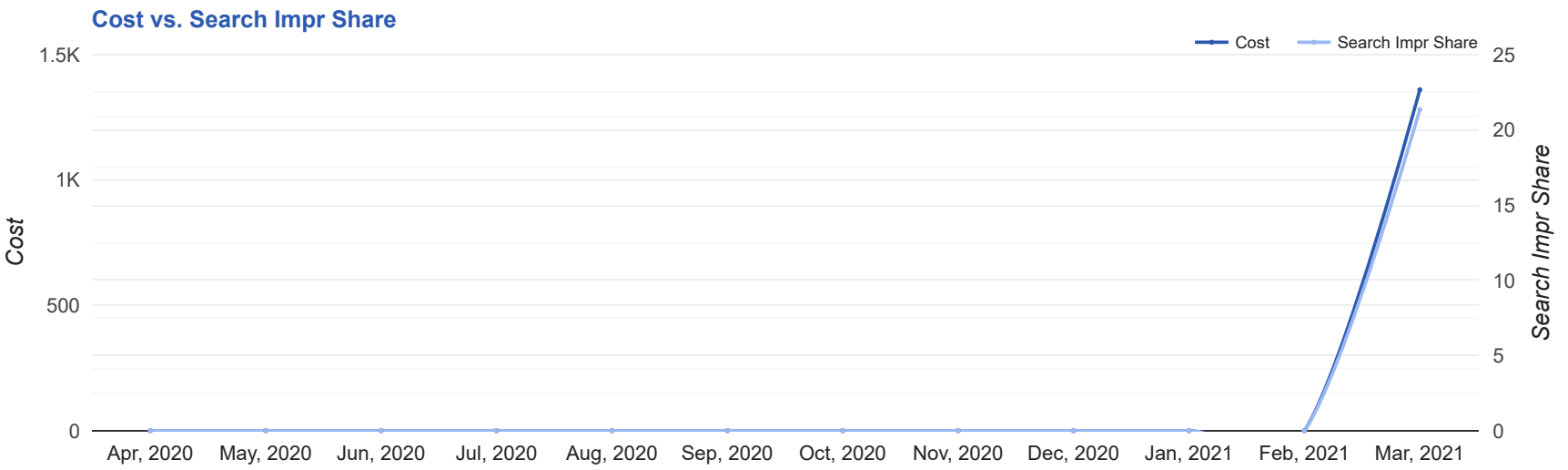
AD	IMPR	CLICKS	COST	AVG CPC	CTR	AVG POS	CONV	CONV RATE	COST / CONV
Skin Suite Rx - Fat Reduction in Chino - Non-Surgical Fat Reduction skinsuiterx.mysculpt.net/ --/ -- CoolSculpting® Reduces Fat. No Surgery & Minimal Downtime. Learn More About Freezing Fat	660	50	\$205.00	\$4.10	7.58%	-	2	4.00%	\$102.50
Non-Surgical Fat Reduction - Eliminate Fat & Feel Great - Up to 50% Off CoolSculpting skinsuiterx.mysculpt.net// CoolSculpting® Reduces Fat. No Surgery & Minimal Downtime. Learn More About Freezing Fat	46	1	\$6.06	\$6.06	2.17%	-	1	100.00%	\$6.06
CoolSculpting® in Chino - Freeze Away Body Fat - Up to 50% Off CoolSculpting skinsuiterx.mysculpt.net// Expert, Safe Fat Loss With Quick Results. Minimal Downtime. Eliminate Fat And Feel Great.	11	2	\$15.28	\$7.64	18.18%	-	1	50.00%	\$15.28
CoolSculpting® in Chino - \$1,000 Off 8+ Treatments - Hurry Offer Ends In {=COUNTDOWN("2021/03/31 00:00:00","en-US",31)} skinsuiterx.mysculpt.net// Expert, Safe Fat Loss With Quick Results. Minimal Downtime. Eliminate Fat And Feel Great.	41	5	\$48.03	\$9.61	12.20%	-	1	20.00%	\$48.03
CoolSculpting® Fat Reduction - CoolSculpting in Chino - Biggest CoolSculpting® Promo skinsuiterx.mysculpt.net/ --/ -- Best CoolSculpting Deal. Freeze Away Stubborn Fat. Top Provider in Chino, CA	200	8	\$56.08	\$7.01	4.00%	-	1	12.50%	\$56.08

Top Display Ads

No Data Found for this account

Budget Utilization - 1 Mar 2021 — 31 Mar 2021

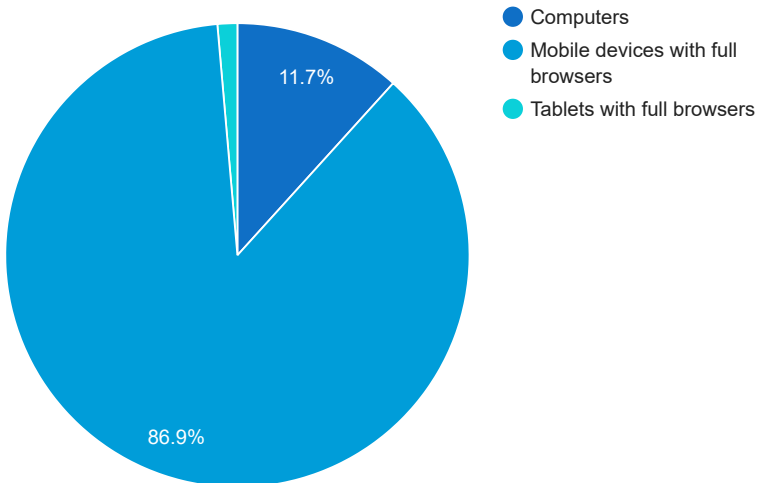
Budget Coverage



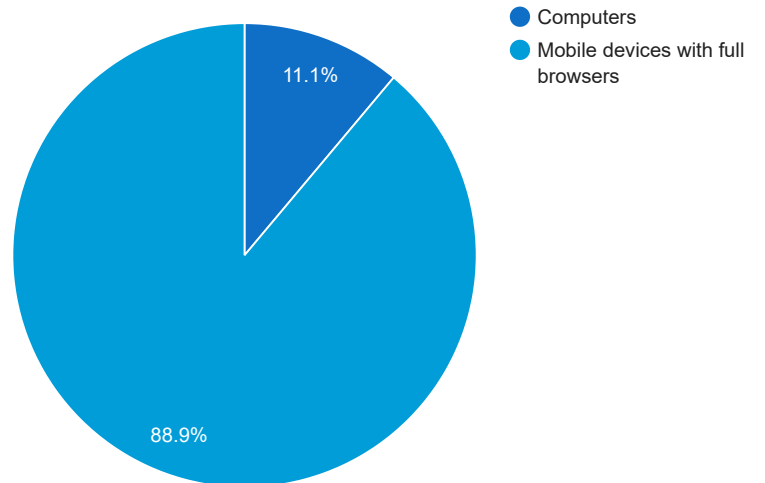
DATE	COST	SEARCH IMPR SHARE
Apr, 2020	0	0
May, 2020	0	0
Jun, 2020	0	0
Jul, 2020	0	0
Aug, 2020	0	0
Sep, 2020	0	0
Oct, 2020	0	0
Nov, 2020	0	0
Dec, 2020	0	0
Jan, 2021	0	0
Feb, 2021	0	0
Mar, 2021	1,360.56	21.35

Cost and Conversions by Device

Cost



Conversions



DEVICE	IMPR	CLICKS	COST	AVG CPC	CTR	AVG POS	CONV	CONV RATE	COST / CONV
Mobile devices with full browsers	4,229	201	\$1,182.44	\$5.88	4.75%	-	8	3.98%	\$147.81
Computers	599	24	\$159.33	\$6.64	4.01%	-	1	4.17%	\$159.33
Tablets with full browsers	82	2	\$18.79	\$9.40	2.44%	-	0	0%	\$0.00

Cost and Conversions by Network (Search vs. Display)

Cost



Conversions



NETWORK	IMPR	CLICKS	COST	AVG CPC	CTR	AVG POS	CONV	CONV RATE	COST / CONV
Google search	4,910	227	\$1,360.56	\$5.99	4.62%	-	9	3.96%	\$151.17

Conversion Types - 1 Mar 2021 — 31 Mar 2021

CONVERSION TYPE

CONV

Submit lead form

8

Calls from Website

1

Glossary

- Impressions (Impr) - Number of times your ad was displayed
- Display Impression Share - Refers to the percentage of times your ad was shown in a display placement when evaluated against the maximum number of times it could have shown if not limited by budget or bid
- Search Impression Share - Refers to the percentage of times your ad was shown in search results when evaluated against the maximum number of times it could have shown if not limited by budget or bid
- Clicks - Number of clicks that resulted from an ad
- Avg. CPC - Cost per click
- CTR - Clickthrough Rate (CTR) is the number of clicks your ad receives divided by the number of times your ad is shown (impressions)
- Cost - Media spend accrued
- Avg Pos - Refers to the position of a search results pages where your ad appears for each of your ads
- Conversions - A conversion occurs when a user completes a pre-defined action on your site, such as buying something or requesting more information
- CPA - Cost-per-acquisition (CPA) is the cost of your advertising divided by the number of conversions you receive
- CR - Conversion rate
- Quality Score - is a metric used by Google to determine how relevant they believe your advertising to be based on the keywords your ad is appearing for